

# Project Bulletin

10th January Thursday

## INTRODUCTION



Private Gaziantep Bahcesehir College is a corporate private school providing high-quality education countrywide.

We are proud to be part of this project conducted with the cooperation between Gaziantep University, Gaziantep Bahcesehir College and Istanbul Gaziantepililer Anatolian High school. This has been a great opportunity for us to learn how to prepare a Project, which the stages and preparatory steps are and what each step can serve for. We aimed for the students involved in this Project to gain experience in this field and conserve some great memories for the future.

WISH Project is part of Erasmus + European Union social responsibility projects where different institutions from partner countries like Turkey, Slovakia, Romania, Italy, and Spain are involved.

In Turkey, students and teachers at Gaziantep University, Bahcesehir College and Istanbul Gaziantepililer Anatolian High school, have conducted this project. During this process of learning and preparing the project, our students have been given information about 21st-century skills, social inclusion, and project-based learning and information technologies.

Gaziantep Bahcesehir College students have tried to make work life easier if not even possible for the disabled people.

Aydın TURAN  
School Principle



**Bahçeşehir  
Koleji**

## HISTORY OF OUR SCHOOL

Our school used to provide education at a different location between 2008-2018, when our address was 57 Binevler Street number 5, Şahinbey.

Starting from 2018 to 2019 educational year, our school has attained a new campus situated in the vicinity of Oncology Hospital. Our campus now covers an area of 10.453 m<sup>2</sup> and continues offering its service in the county of Şahinbey, Gaziantep under the name of Bahçeşehir Uğur Eğitim Kurumları.







**Bahçeşehir  
Koleji**

## MID-TERM ACTIVITIES

Because we do not want to overwhelm our students with constant classes, we are trying to include various social activities, too, in our schedule. Below, you can see photos of some social activities we have done so far this year.





**Bahçeşehir  
Koleji**

## FIRST MEETING

Our first meeting was on 3rd October 2018 at Gaziantep University, on the Faculty of Education premises. Educators from Gaziantep University, Istanbul Gaziantepililer Anatolian High school, and Bahcesehir College attended this meeting and as a result, a work schedule for this project was issued. Below you can see some frames from this meeting.







**Bahçeşehir  
Koleji**

## CHOOSING THE CLASS

After the working schedule for the project was issued, Gaziantep Bahcesehir College started working on it. Instead of choosing students from different classes, we decided to include a single whole class of students experienced in projects. As the request was high, we decided to make an elimination based on specific criteria. As a result, we chose 10 Science class.

We thank our students for the effort they put in this project. We also thank our school principal Aydın Turan, Biology teacher Vahide Çapar and English teacher Corina Meryem Andıç for their constant support and assistance throughout this process.



## PROJECT INTRODUCTION AND FIRST TRAINING

The WISH Project introductory meeting was on 1st November 2018 at Gaziantep University. Dr. Melike ÖZYURT, Vice Dean at the Faculty of Education in Gaziantep University, gave information about the project to the students involved. Also, Prof.Dr. Mehmet Fatih ÖZMANTAR, Dean at the Faculty of Education, also made a presentation on 21<sup>st</sup> century skills.







**Bahçeşehir  
Koleji**

## SECOND TRAINING

On 8th November 2018, Dr.Erhan TUNÇ and Dr.Zehra KESER ÖZMANTAR started on a second training which was later strengthened by a drama activity. Our drama teacher Dr.Bilge KUŞDEMİR KAYIRAN separated us in groups and asked us to perform a drama activity showing the hardships disabled people face in society. Thus, we were able to empathize with disabled people when facing their daily hardships. We then understood that all these hardships are not or shouldn't be a real obstacle for a successful life. In this way, we realized that it is possible to do something to help them and decided to raise awareness on this topic with the help of our project.





**Bahçeşehir  
Koleji**

## PROJECT INTRODUCTION AND FIRST TRAINING

Afterwards, we were told to make a tower using basic tools like spaghetti, marshmallow, a rope and tape. The highest standing tower was going to be the winner. This simple training taught us how to be solution oriented in a given short period and how to work as a team. This later on helped us be faster and solution oriented when writing the project. At the same time, this was an opportunity for us to socialize with student friends from IGAI, and have fun among our intense school program.







**Bahçeşehir  
Koleji**

## SOCIAL INCLUSION AND DRAMA

Below you can see some pictures taken during the drama activity.





**Bahçeşehir  
Koleji**

## PROJECT BASED LEARNING

On the next step of our project, a new meeting was held in the university cafeteria, aiming to create a more cordial and comfortable ambiance. There we created groups of six students, 3 of which were from Bahçeşehir College and 3 from Istanbul Gaziantepililer Anatolian High school (IGAL) and following the instructions given to us there, we learned how to prepare a project in 8 steps.

As a result, we prepared solution based presentations and gave presentations in the presence of our teachers and the other groups of students.





## OUR FIRST ACTIONS

After finishing our preparations, designing our posters and getting the presentation ready, we presented our work to the university teachers involved in the project. Together we determined the shortcomings of our work. We then started working on a second presentation filling in the missing parts and adding some more posters this time translating everything into English.

We had worked hard and thus we were very excited. With the feeling of responsibility overwhelming us, the problems the disabled people were facing were our own now. Our teachers liked our presentation and we started deliberations with associations concerned with the disabled.



## FIRST PRACTICE

On 23rd November 2018, we had a visit from Gaziantep University teachers and we presented them our project, its aim and the phases we had been going through up to then. Depending on the area of interest of each of us, we have distributed duties and the decisions below were taken:

- The disability topic should be under debate as three different fields of social inclusion;
- A poster competition should be held;
- Businesspersons in the city should be given a conference concerning the topic of disability, as businesspersons are future employers for those in need of work.

Thus, groups were immediately created and preparations started.





# DISTRIBUTION OF DUTY

According to the decision taken earlier, the duties presented in table below were established:

- |  |   |
|--|---|
| 1. <b>HEAD ORGANIZER:</b>                          | DENİZ ZİLAN DİLEK                                 |
| 2. <b>POSTER PREPARATION:</b>                      | CEMRE YANCAR,<br>IKBAK KAYGISIZ, BURAK ERİNCİK    |
| 3. <b>POSTER COMPETITION EDITOR:</b>               | ECE HIZYOLU, ECE<br>DEMİREL, SENA SEÇMENÖĞLU      |
| 4. <b>LOGO DESIGN:</b>                             | NİL ERVA BELLİ,<br>BARKIN ŞERAN                   |
| 5. <b>FOUNDATION MEETINGS:</b>                     | DİLARA KÜLEKÇİ,<br>SUDENAZ ALTAŞ, EKİN BİLGİN     |
| 6. <b>CITY HALL MEETINGS:</b>                      | FIRAT BATAR                                       |
| 7. <b>DIGITAL EQUIPMENT:</b>                       | BERKAY KARATAŞ                                    |
| 8. <b>EDITOR:</b>                                  | EFE BUĞRA KILIÇ,<br>CEMAL BAYRAKTAR               |
| 9. <b>VIDEO TEAM:</b>                              | TUANA YAĞMURLU,<br>SİDA BEREN İHSAN, CANSEL EJDER |
| 10. <b>TRANSLATION TEAM:</b>                       | MELİKE NUR ÖZKAN,<br>DENİZ EGEMEN KENEŞ           |
| 11. <b>BROCHURE TEAM:</b>                          | ERSİL ÇELİKTÜRK,<br>ALPER USLU                    |
| 12. <b>PROJECT WORK CALENDER PREPARATION TEAM:</b> | İCLAL DOĞAN, BASAKSU AYDIN                        |



**Bahçeşehir  
Koleji**

## PREPARATION OF THE LOGO

### *JOURNEY TO AWARENESS*



First, we started investigating the problem. While doing so we found out that there were no disabled managers or employers in neither the news nor the internet industries. This situation led us to developing a problem solving a skill, which is much wanted in such project preparation as well as in daily life.

We then decided that there should also be a group of disabled 'white collar'-executives. That is how we got the idea to represent a physically disabled executive. We strongly believe that no disability-either physical or mental-should be an obstacle for anyone in his or her career. A prosthetic arm or leg might be able to do things that are not possible for a healthy arm or leg to do.





**Bahçeşehir  
Koleji**

## COMPLETION OF NECESSARY MEETINGS

We designated two organizations able to help us in our aim to give educational seminars to business people, possible employers for our target group. The first one was Mr. Yusuf Celebi, the Head of the Disabled people Department in Gaziantep Metropolitan Municipality. He was going to help us with gathering the business people in the city.

First, we went to Gaziantep Metropolitan Municipality and arranged a meeting with Mr. Yusuf Celebi. We described our project to him and he said he was proud of us. He promised to help us make the project happen and to support us with raising awareness on the topic.





The second organization to talk to was The Physically Disabled People Foundation. We wanted to have this foundation on our side because of Elif Yıldız, who is a psychologist specialized in disabilities. After presenting the project and the aims we try to achieve, she accepted to help us with a seminar presenting the psychology of disabled people to the business people with the purpose of raising awareness.



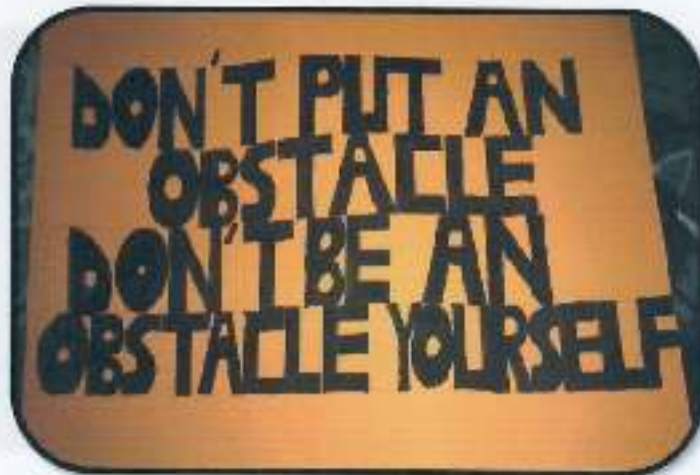





**Bahçeşehir  
Koleji**

## POSTER COMPETITION

We decided that a good way to propagate our project would be a poster competition. Thus, three of our classmates, Ece Hızıolu, Ece Demirel and Sena Seçmenöğlu, prepared a poster competition among the 9th, 10th and 11th grades in our school. The topic was 'Getting a higher position at work for the disabled'. The green poster below was the winner, while the orange one was designed by our classmates Cemre Yancar, İkbâl Kaygısız, and Burak Erincik.





**Bahçeşehir  
Koleji**

## A VISIT FROM GAZIANTEP UNIVERSITY

On 17th December 2018 some of the teachers from Gaziantep University came to our school to check on the development of the WISH project. After showing us the missing points, they told us how proud they were with the work we had done until then.







**Bahçeşehir  
Koleji**

## PHOTO GALLERY

We want to thank all the contributors involved in the project and, as you can see in the photos below, we need to say that we really enjoyed ourselves during the preparation stage of this project.

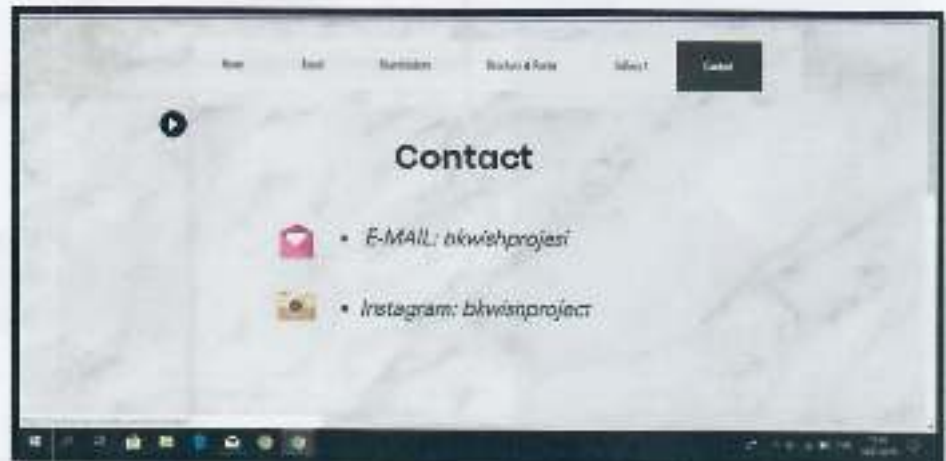




**Bahçeşehir  
Koleji**

## POPULARIZING OUR WORK

In order to popularize our work and broadcast our project, we prepared some social media channels, which we believe, will be useful. Apart from the social media accounts, we designed a website with the help of our classmates Tuana Yağmurlu, Cansel Ejder, and Sida Beren İnsan. The photos below are the ones we shared on our website. Furthermore, you can check our website here: <https://bkwishproject.wixsite.com/wish>







**Bahçeşehir  
Koleji**

## CONTACT INFORMATION

EMAIL: [bkwishproject@gmail.com](mailto:bkwishproject@gmail.com)

TEL: 0342 360 03 21

WEB SITE:

<https://bkwishproject.wixsite.com/wish>


INSTAGRAM: [bkwishproject](#)

TWITTER: [bkwishproject01](#)



**Bahçeşehir  
Koleji**





# Wish Project:

JOURNEY TO AWARENESS

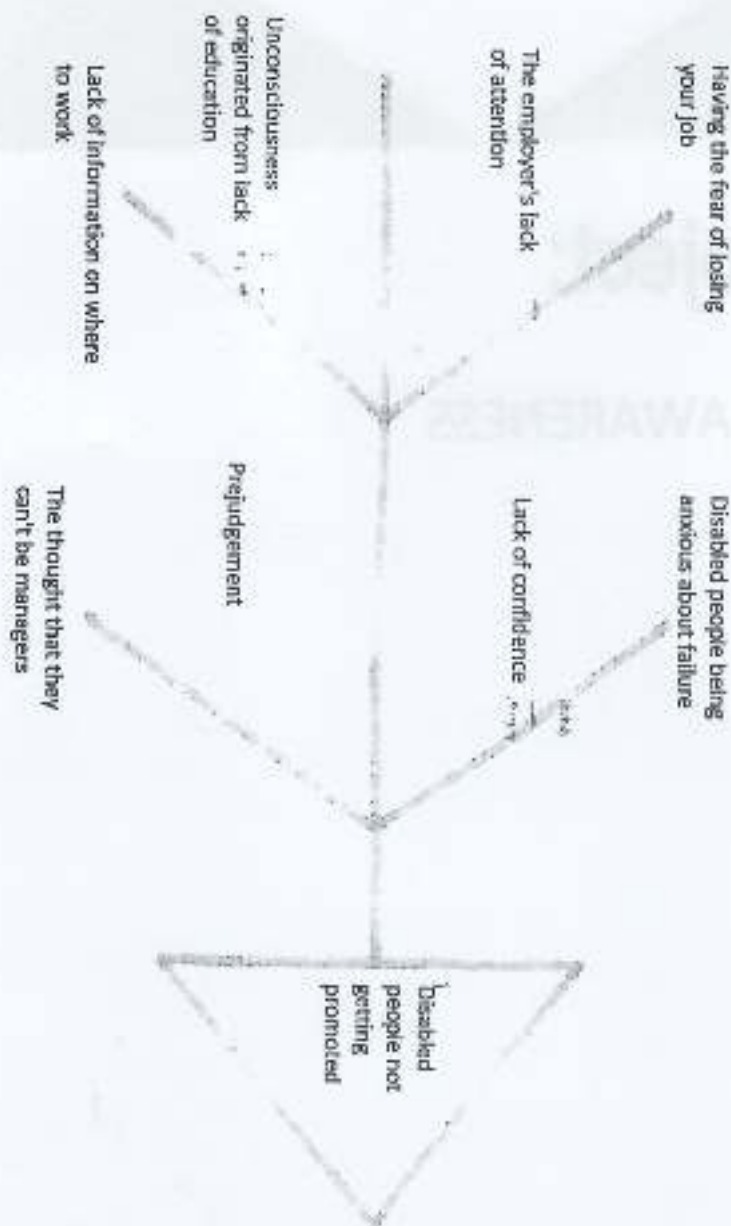
15.10.2018

—



## Problem statement

People's unequal behaviors towards disabled people and their unconscious attitude.



## Goals

### GOAL

Our main goal is to help disabled people find jobs more easily, help them get promoted and make them reach their goals.

### Objectives:

- 1) Showing that in good positions disabled people work successfully too.
- 2) To make disabled people find jobs more easily.
- 3) To make disabled people work in a safer environment.
- 4) To inform employers

**SPECIFIC:** Who? What? When? Where? Why? Which?

Creating awareness with students in and out of the school by brochures, posters, websites to inform and introduce on December, January and February.

**MEASURABLE:** Metrics and milestones. How much? What percentage?

We can check the ratio of disabled people who are placed in jobs, control the safety of the work environments.

**ACHIEVABLE:** Do you have skills and tools to accomplish this objective?

Yes, the necessary contacts are made and communications are done.

**RELEVANT:** Does it fit with the overall problem statement?

Objectives are relevant with the problem.

**TIME-BOUND:** Intermediate and final deadline

Objectives are accessible during the project period.



## SPECIFICATIONS

### Target group

Our target groups are unconscious students and their parents(through the students).

Stakeholders.

### Activities - Actions

<b>GOAL:</b> To make them conscious about disabled people.					
<b>Objective:</b> To Make people conscious about disabled people through mass communication tools.					
Action step description	Responsible	Date start	Date due	Resources	Notes
Posters	Sena Seçmençioğlu Ece Hızıyolu	15.12.2018	17.12.2018	Slogans, cardboards	Prepared posters, changed them.
Web Site	Tuana Yağmurlu	29.12.2018	03.01.2019	Computers, websites	Web Site designed, opened.
Preparing brochure	Ersil Çeliktürk Alper Uslu	24.12.2018	25.12.2018	Papers, slogans	Brochure is prepared.
Social Media Accounts	Side Baren İnsan Cansel Ejder	22.12.2018	24.12.2018	Instagram, Twitter	Opened accounts, shared activities.

## Outputs

Output	Explanation	Date
1. Poster	A poster is going to be prepared by some of our teammates.	17.12.2018
2. Brochure	A brochure which helps with the visual informations is going to be prepared.	24.12.2018
3. Web site	A Website is going to be prepared for information and introduction.	03.01.2019
4. Contest Winner Poster	A poster is going to be determined as the winner of the contest.	22.12.2018
5. Instagram and Twitter	Social media accounts are going to be used to inform.	25.12.2018
6. Presentation	A presentation for awareness about disabled people is going to be prepared.	12.01.2019



### Time frame

[illegible]

### 1.1. QUALITY OF SI PROJECT DESIGN PROCESS

**Target Group:** Teachers involved in SI projects

#### PROJECT DESIGN AND IMPLEMENTATION CHECKLIST

Dear Teachers,

Following is a check list to assess the design process of SI Projects. Please fill in the checklist considering the progress of SI project designing process. Thanks for your collaboration.

PROJECT DESIGN AND IMPLEMENTATION CHECKLIST	YES	NO
1. Is SI Club Advisor assigned?	X	
2. Is SI Club schedule determined?	X	
3. Is a venue for the SI Club determined?		X
4. Do the students join the SI Club?	X	
5. Have the advisors completed trainings on PBL, SI and 21st Century Skills?	X	
6. Have the students been informed the aims of the SI Club?	X	
7. Is the SI Club functioning?	X	
8. Did the students decide on the Project theme (Gender, Disability, Migration)?	X	
9. Did the students specify the Project topic with mind map/ problem tree?	X	
10. Did they gather information about the Project topic?	X	
11. Did the students consider alternative action plans?	X	
12. Did the students work out their own action plan?	X	
13. Did the students compose a time frame for the project?	X	
14. Did the students compose a detailed schedule of the project?		X
15. Did the students share the tasks properly?	X	
16. Did the students clarify the target groups according to the project goals?	X	
17. Did the students determine the stakeholders?	X	
18. Did the students perform constant monitoring of the project implementation?	X	
19. Did they make plans to increase the publicity of the project?	X	
20. Did they design dissemination activities?	X	
Anything you wish to comment on:		



## 1.2. QUALITY OF SI PROJECT IMPLEMENTATION

**Target Group:** Teachers Involved in SI projects

### A. INTERVIEW QUESTIONS ON QUALITY OF SI PROJECT IMPLEMENTATION

**1. Do you think that the project has met the goals? How? Please explain.**

I think it has. Students were very careful at every step that needed to be taken and acted accordingly. It hasn't met the final goal, though, as they planned to have seminars and educational speeches on disability further on.

**2. How would you evaluate the project implementation on the following dimensions.**

- Appropriateness of action plan – quite appropriate
- Success of implementation agenda – still to wait and see
- Sufficiency of publicity – good
- Efficiency of dissemination activities – quite efficient

### B. OBSERVATION FORM ON QUALITY OF SI PROJECT IMPLEMENTATION

Dear Teachers,

Following is an observation form to assess the implementation process of SI Projects. Please fill in the checklist considering the progress of SI project designing process. Thanks for your collaboration.

Feature	Poor	Fair	Good	Teacher notes If you wish, explain your observations.
1. Students collected sufficient information about the project topic.			X	
2. Project activities were carried out according to action plans.			X	
3. Project was carried out according to time frame.		X		
4. Students had meetings regularly.			X	
5. Task sharing among the students was effective.			X	
6. Students worked on the project harmoniously.			X	
7. Students practiced their duties responsibly.			X	
8. Students were able to find effective solutions for the difficulties.		X		

9. Supports from the stakeholders were obtained.		X	
10. Students reached the target groups.	X		

### 1.3. QUALITY OF SI PROJECTS

**Target Group:** Teachers Involved in SI projects

### EVALUATION FORM FOR THE QUALITY OF SI AND PBL PROJECTS

	Inadequate	Acceptable	Adequate	Teacher notes If you wish, explain your observations.
1. Project design.			X	
2. Students gained knowledge about the project topic.			X	
3. Publicity of the project.			X	
4. Dissemination activities		X		
5. Project meeting the goals.		X		
6. Appropriateness of time frame.			X	